



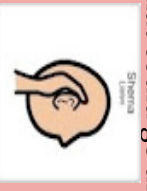





Religious School Offline Activities Choice Board

<p>It's All Fun and Games</p> <p>Either play a Jewish themed board game (holiday bingo, Apples to Apples Jewish edition) or</p> <p>Redesign a board game so that it now has a Jewish theme.</p> 	<p>Be a Mitzvah Maker</p> <p>Read a book with a mitzvot theme and then choose a mitzvah that you can do.</p> 	<p>The Perfect Playlist</p> <p>Compile a playlist of your favorite Jewish songs. Your playlist must have a minimum of 10 songs. Give your playlist a name and explain why you selected these specific songs.</p> 
<p>Kitchen Fun</p> <p>Look through Jewish cookbooks (or online) and plan your next holiday meal. Be sure to create a shopping list and select recipes you could help prepare.</p> 	<p>We are Blessed</p> <p>Practice reading a prayer or</p> <p>Think about a blessing you've been learning about. Write your own blessing that could go along with it.</p> 	<p>That's Comical</p> <p>Draw a comic strip to retell the story of a Jewish holiday or of a weekly parsha. Bring the text to life with images and captions.</p> 
<p>Make and Touch</p> <p>Use playdough (or other art supplies) to make the letters in the aleph-bet. Bonus: write your name.</p> 	<p>Bring your Story to Life</p> <p>Use popsicle sticks to make stick puppets. Use the puppets to retell a bible story.</p> 	<p>Find your Treasure</p> <p>Choose a Jewish object in your home and explain why it is important to you.</p> 