









## Make Your Own Bat-Mitzvah Girl File Folder Activity

	<b>Print</b> one copy of the Bat-Mitzvah girl pictures onto paper, and a second copy onto cardstock.
	<b>Laminate</b> the cardstock copy of the pictures.
	<b>Cut</b> out the paper copies of the Bat-Mitzvah girl pictures.
	<b>Glue</b> the paper Bat-Mitzvah girl pictures onto a file folder.
	<b>Laminate</b> the entire file folder, if desired.
	<b>Cut</b> out the cardstock copies of the Bat-Mitzvah girl pictures.
	Apply <b>velcro</b> to the file folder and the backs of the cardstock Bat-Mitzvah girl pictures.
	<b>Tape</b> a sandwich bag on the outside of the file folder to store the pieces



