









Make Your Own Candle Pattern File Folder Activity

	<p>Print the second and third page of this document, the pages with the patterns, onto paper. Print the fourth page onto cardstock</p>
	<p>Laminate the cardstock candles.</p>
	<p>Cut out the paper pattern strips.</p>
	<p>Glue the paper pattern strips onto the file folder.</p>
	<p>Laminate the entire file folder.</p>
	<p>Cut out the cardstock candles.</p>
	<p>Apply velcro to the file folder and the backs of the cardstock candles.</p>
	<p>Tape a sandwich bag on the back of the file folder to store the pieces.</p>

