









## Make Your Own Apple Color Matching File Folder Activity

	<b>Print</b> one copy of the apple pictures onto paper, and a second copy onto cardstock.
	<b>Laminate</b> the cardstock copy of the apple pictures.
	<b>Cut</b> out the paper copies of the apple pictures.
	<b>Glue</b> the paper apple pictures onto a file folder: glue the red apple pictures on one side and the green apple pictures on the other side.
	<b>Laminate</b> the entire file folder.
	<b>Cut</b> out the cardstock copies of the apple pictures.
	Apply <b>velcro</b> to the file folder and the backs of the cardstock apple pictures.
	<b>Tape</b> a sandwich bag on the outside of the file folder to store the pieces.

