









## Make Your Own Shofar Color Match File Folder Activity

	<p><b>Print</b> one copy of the shofar pictures onto paper, and a second copy onto cardstock.</p>
	<p><b>Laminate</b> the cardstock pictures.</p>
	<p><b>Cut</b> out the paper copies of the pictures.</p>
	<p><b>Glue</b> the paper pictures onto a file folder.</p>
	<p><b>Laminate</b> the entire file folder.</p>
	<p><b>Cut</b> out the cardstock copies pictures.</p>
	<p>Apply <b>velcro</b> to the file folder and the backs of the cardstock pictures.</p>
	<p><b>Tape</b> a sandwich bag on the outside of the file folder to store the pieces.</p>



