








Make Your Own Apple Sorting File Folder Activity

	<p>Print pages two and three of this document, the pages with the apple pictures, onto cardstock. Print out pages four and five onto paper, or use red and green construction paper to save ink.</p>
	<p>Laminate the cardstock apple pictures.</p>
	<p>Glue the construction paper onto the file folder.</p>
	<p>Laminate the entire file folder.</p>
	<p>Cut out the cardstock apple pictures.</p>
	<p>Apply velcro to the file folder and the backs of the cardstock apple pictures.</p>
	<p>Tape a sandwich bag on the outside of the file folder to store the pieces.</p>





