









Make Your Own Rosh Hashanah Pattern Folder Activity

	<p>Print page four of this document onto cardstock. Print pages two and three of this document, the pages with the pattern strips, onto paper.</p>
	<p>Laminate the cardstock apple and honey pictures.</p>
	<p>Cut out the paper pattern strips.</p>
	<p>Glue the paper pattern strips onto a file folder.</p>
	<p>Laminate the entire file folder.</p>
	<p>Cut out the cardstock apple and honey pictures.</p>
	<p>Apply velcro to the file folder and the backs of the cardstock apple and honey pictures.</p>
	<p>Tape a sandwich bag on the outside of the file folder to store the pieces.</p>

