









Make Your Own Ten Plagues File Folder Activity

	Print one copy of the plague symbols onto paper, and a second copy onto cardstock.
	Laminate the cardstock copy of the symbols.
	Cut out the paper plague symbols.
	Glue the paper plague symbols onto a file folder.
	Laminate the entire file folder.
	Cut out the cardstock copies of the symbols.
	Apply velcro to the file folder and the backs of the cardstock plague symbols.
	Tape a sandwich bag on the outside of the file folder to store the pieces

dam
blood




tzfardeiya
frogs




kinim
lice



arov
beasts



dever
cattle disease




shechin
boils




barad
hail



arbeh
locusts



choshech
darkness



makat b'chorot
death of the firstborn

