









Make Your Own Match Esther's Crown File Folder Activity

	Print pages 2-3, the pages with the pictures of Esther, onto paper. Print page 4, the page with the crowns, onto cardstock.
	Laminate the cardstock crowns.
	Cut out the paper pictures of Esther.
	Glue the paper pictures of Esther onto a file folder.
	Laminate the entire file folder.
	Cut out the cardstock crown pictures.
	Apply velcro to the file folder and the backs of the cardstock crown pictures.
	Tape a sandwich bag on the outside of the file folder to store the pieces.





