













Make Your Own Complete the Sentence File Folder Activity

	Print pages 2-3 onto paper. Print page 4, the page with the response squares onto cardstock.
	Laminate the cardstock response squares.
	Cut out the paper rectangles.
	Glue the paper rectangles onto a file folder.
	Laminate the entire file folder.
	Cut out the cardstock response squares.
	Apply velcro to the file folder and the backs of the cardstock response squares.
	Tape a sandwich bag on the outside of the file folder to store the pieces.



I eat




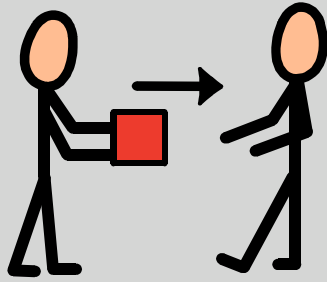
I put on a





I shake





I give




I read the




I play at




hamantaschen




Shalach manot




Purim carnival



gragger



costume



megillah

