








Make Your Own Candle Lighting File Folder Activity

	<p>Print one copy of the candle lighting pictures onto paper, and a second copy onto cardstock.</p>
	<p>Laminate the cardstock copy of the pictures.</p>
	<p>Cut out the paper copies of the candle lighting pictures.</p>
	<p>Glue the paper candle lighting pictures of the puzzle onto a file folder.</p>
	<p>Laminate the entire file folder, if desired.</p>
	<p>Cut out the cardstock copies of the candle lighting pictures.</p>
	<p>Apply velcro to the file folder and the backs of the cardstock candle lighting pictures.</p>
	<p>Tape a sandwich bag on the outside of the file folder to store the pieces</p>

