










Make Your Own Missing Candlestick File Folder Activity:

	Print pages two and three of this document onto paper, and print page four onto cardstock.
	Laminate the candlesticks printed on cardstock.
	Cut out the candlesticks printed on cardstock.
	Cut out the candles and candlesticks printed on paper.
	Glue the paper candles and candlesticks onto a file folder.
	Using one of the candlesticks printed on cardstock as a guide, trace an outline of the missing candlesticks beneath each 'floating' candle.
	Laminate the entire file folder, if desired.
	Apply velcro to the file folder and the backs of the cardstock candlesticks.
	Tape a sandwich bag on the outside of the file folder to store the pieces.

