









Make Your Own Shabbat Matching File Folder Activity

	Print pages two and three of this document onto paper, and page four onto cardstock.
	Laminate the cardstock copy of the pictures.
	Cut out the paper copies of the pictures.
	Glue the paper pictures onto a file folder.
	Laminate the entire file folder, if desired.
	Cut out the cardstock copies of the pictures.
	Apply velcro to the file folder and the backs of the cardstock pictures.
	Tape a sandwich bag on the outside of the file folder to store the pieces.

