










## Make Your Own Shabbat Matching File Folder Activity

	<b>Print</b> one copy of the Shabbat pictures onto paper, and a second copy onto cardstock.
	<b>Laminate</b> the cardstock copy of the pictures.
	<b>Cut</b> out the paper copies of the Shabbat pictures.
	<b>Glue</b> the paper Shabbat pictures onto a file folder.
	<b>Laminate</b> the entire file folder, if desired.
	<b>Cut</b> out the cardstock copies of the Shabbat pictures.
	Apply <b>velcro</b> to the file folder and the backs of the cardstock Shabbat pictures.
	<b>Tape</b> a sandwich bag on the outside of the file folder to store the pieces.





Candles

Wine

Challah

Torah