








Make Your Own Crazy Costume Mix-Up File Folder Activity

	Print only one copy of the Purim costume pictures onto cardstock.
	Laminate the costume pictures.
	Cut out the pictures of each costume, then cut each picture along the dotted line
	Glue the top half of each costume picture onto a file folder.
	Laminate the entire file folder.
	Apply velcro to the file folder and the backs of the cardstock costume pictures.
	Tape a sandwich bag on the outside of the file folder to store the pieces.



