









Make Your Own Candle Pattern File Folder Activity

	Print the second and third page of this document, the pages with the patterns, onto paper. Print the fourth page onto cardstock
	Laminate the cardstock candles.
	Cut out the paper pattern strips.
	Glue the paper pattern strips onto the file folder.
	Laminate the entire file folder.
	Cut out the cardstock candles.
	Apply velcro to the file folder and the backs of the cardstock candles.
	Tape a sandwich bag on the back of the file folder to store the pieces.

