









Make Your Own Chametz or Matzah Sorting File Folder Activity

	<p>Print page two of this document onto paper. Print pages three through five of this document onto cardstock.</p>
	<p>Laminate the cardstock chametz and matzah pictures.</p>
	<p>Cut out the paper “Chametz” and “Matzah” labels.</p>
	<p>Tape a sandwich bag or large envelope onto each half of the file folder.</p>
	<p>Glue the paper “food” label onto one half of the file folder, and the “clothes” label onto the other half.</p>
	<p>Laminate the file folder, if desired.</p>
	<p>Cut out the cardstock copies of the chametz and matzah pictures.</p>



Chametz (Bread)



Matzah

